

Scaled data based on original data using
LM-79-08 Approved Method: Electrical and Photometric Measurements of Solid-
State Lighting Products

Test Report Prepared for
Cooper Lighting Solutions
(formerly Eaton)

Brand: McGRAW-EDISON

Report Number: P227407

Luminaire Tested: **ISW-AF-600-LED-E1-RW-7060-ULG**

Issue Date: 3/3/2020

Test Information

Test Method: LM-79-08
Report Number: P227407
TEST IS SCALED FROM IESNA LM-79-08 TEST DATA (P29767)-DOWNLIGHT AND
Test Lab: INNOVATION CENTER-P2
Issue Date: 3/3/2020
Manufacturer: COOPER LIGHTING SOLUTIONS (FORMERLY EATON)
Product Line: MCGRAW-EDISON
Catalog Number: ISW-AF-600-LED-E1-RW-7060-ULG
Description: IMPACT ELITE LED WEDGE LUMINAIRE WITH UPLIGHT
LIGHT SQUARE WITH ACCULED OPTICS-RECTANGULAR WIDE TYPE I, WITH UPLIGHT
GLOW
Light Source: (16) 5700K CCT, 70 CRI LEDs and (1) UPLIGHT LED
Ballast/Driver: ELECTRONIC DRIVER

Summary

Lumens per Lamp: N/A
Luminaire Lumens: 5774.2 lumens
Efficiency: N/A
Efficacy: 114.6 lumens/watt
Luminous Opening: Rectangular w/ Sides (W: 0.5' x L: 0.5' x H: 0.54')
IES Classification: Type II - Medium - Non-Cutoff
BUG Rating: B2 - U5 - G2

Input Watts (W): 50.4
Input Voltage (V): 120
Input Current (Ain): NR
Voltage Rise (V): NR
Power Factor: NR
Total Harmonic Distortion (THDi): NR
Frequency (hertz): 60
Stabilization Time: NR
Operation Time: NR
Ambient Temperature (°C): NR
Test Distance: 25 FT

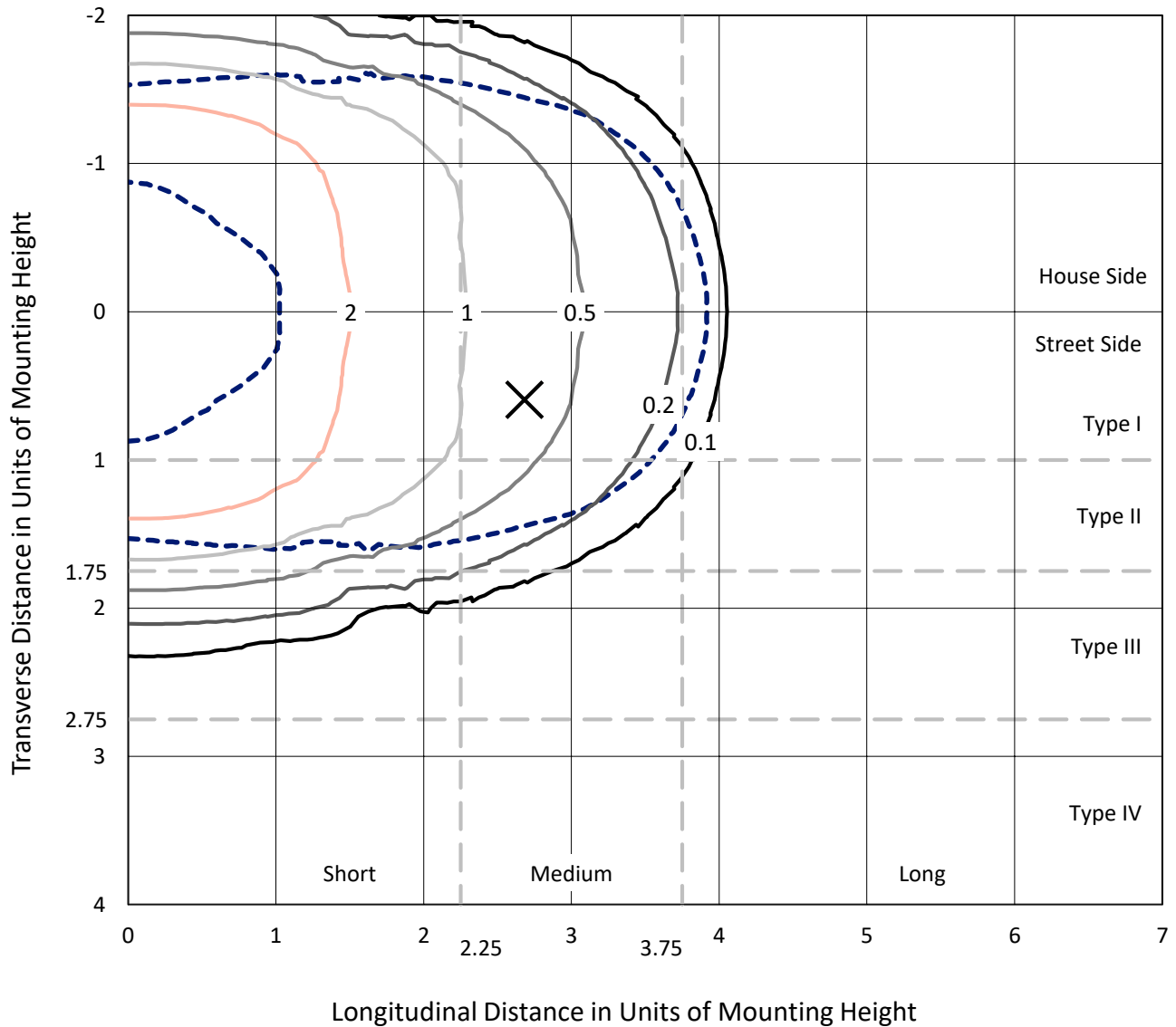


REPORT NUMBER: P227407

CATALOG NUMBER: ISW-AF-600-LED-E1-RW-7060-ULG

Iso-Footcandle Lines of Horizontal Illumination

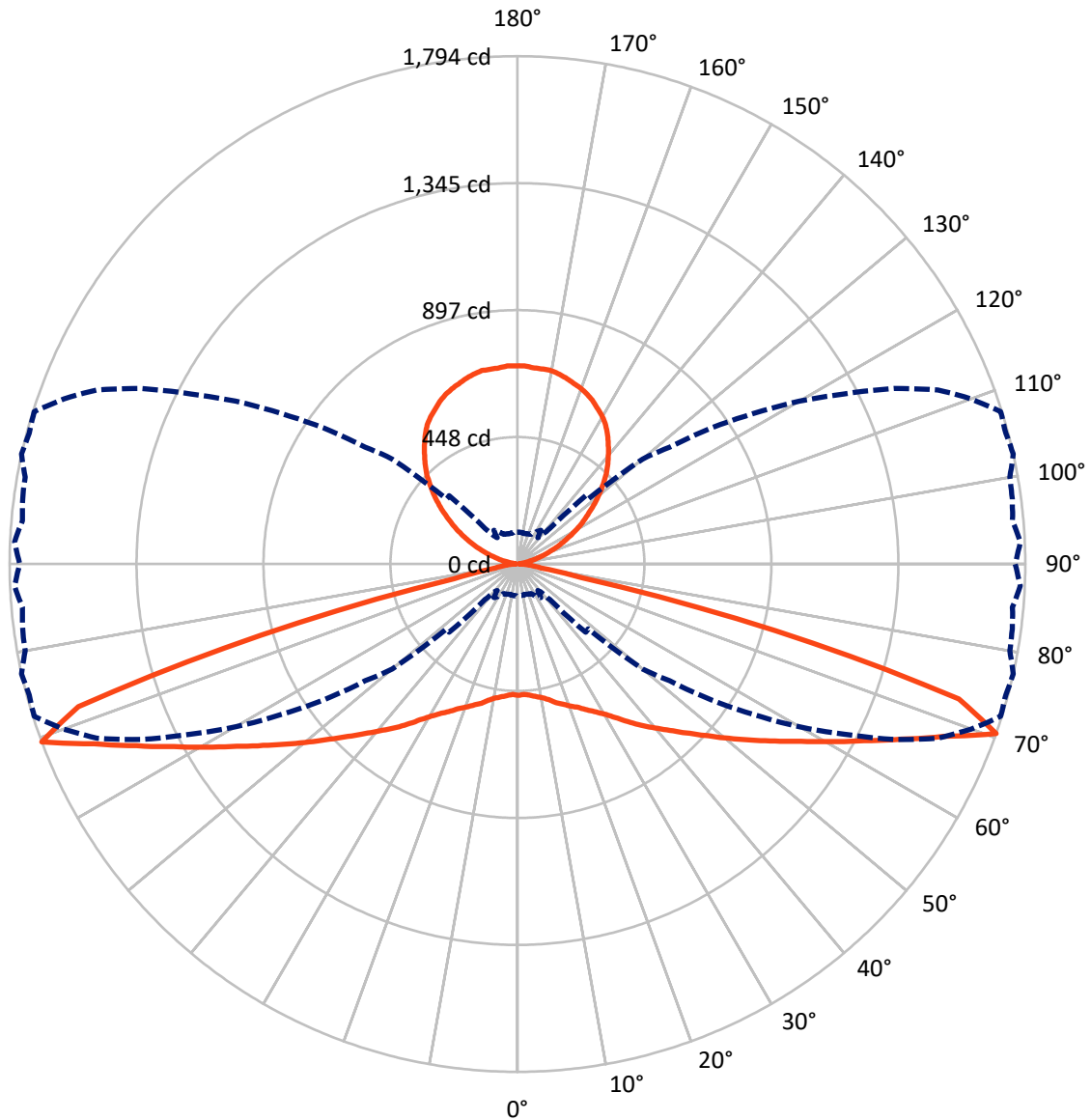
× Max cd
 - - - 1/2 Max cd



Based on 10 foot mounting height. Maximum calculated value = 4.8 fc
 Type II - Medium - Non-Cutoff

REPORT NUMBER: P227407
CATALOG NUMBER: ISW-AF-600-LED-E1-RW-7060-ULG

Luminous Intensity Polar Plot



— Vertical Plane Through 77.5-Deg Lateral - - - Horizontal Cone Through 70-Deg Vertical

REPORT NUMBER: P227407

CATALOG NUMBER: ISW-AF-600-LED-E1-RW-7060-ULG

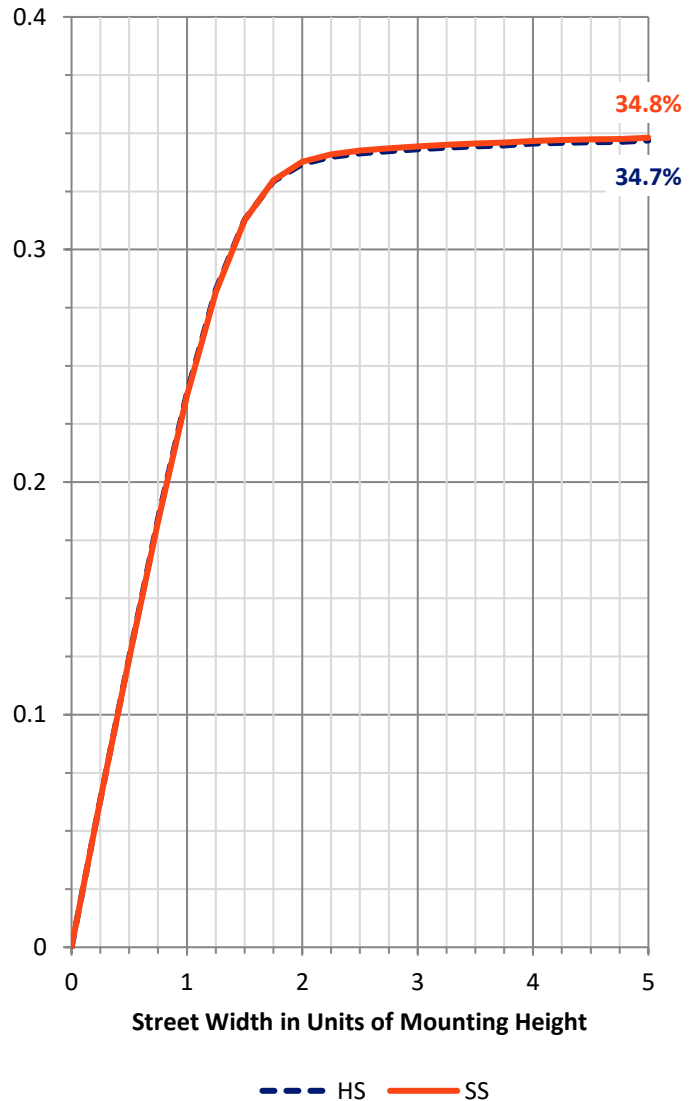
FLUX DISTRIBUTION:

		Downward	Upward	Total
House Side	Lumens	2019.2	867.9	2887.1
	% Fixture	35.0	15.0	50.0
Street Side	Lumens	2019.2	867.9	2887.1
	% Fixture	35.0	15.0	50.0
Total	Lumens	4038.4	1735.8	5774.2
	% Fixture	69.9	30.1	100.0

Coefficient of Utilization

ZONAL LUMENS:

Zone	Lumens	% Fixture
0°-10°	44.8	0.8
10°-20°	140.2	2.4
20°-30°	263.2	4.6
30°-40°	459.9	8.0
40°-50°	749.7	13.0
50°-60°	1025.9	17.8
60°-70°	943.7	16.3
70°-80°	368.9	6.4
80°-90°	42.1	0.7
90°-100°	9.9	0.2
100°-110°	57.4	1.0
110°-120°	166.1	2.9
120°-130°	273.2	4.7
130°-140°	336.8	5.8
140°-150°	344.6	6.0
150°-160°	290.3	5.0
160°-170°	191.2	3.3
170°-180°	66.3	1.1
0°-90°	4038.4	69.9
0°-180°	5774.2	100.0



REPORT NUMBER: P227407

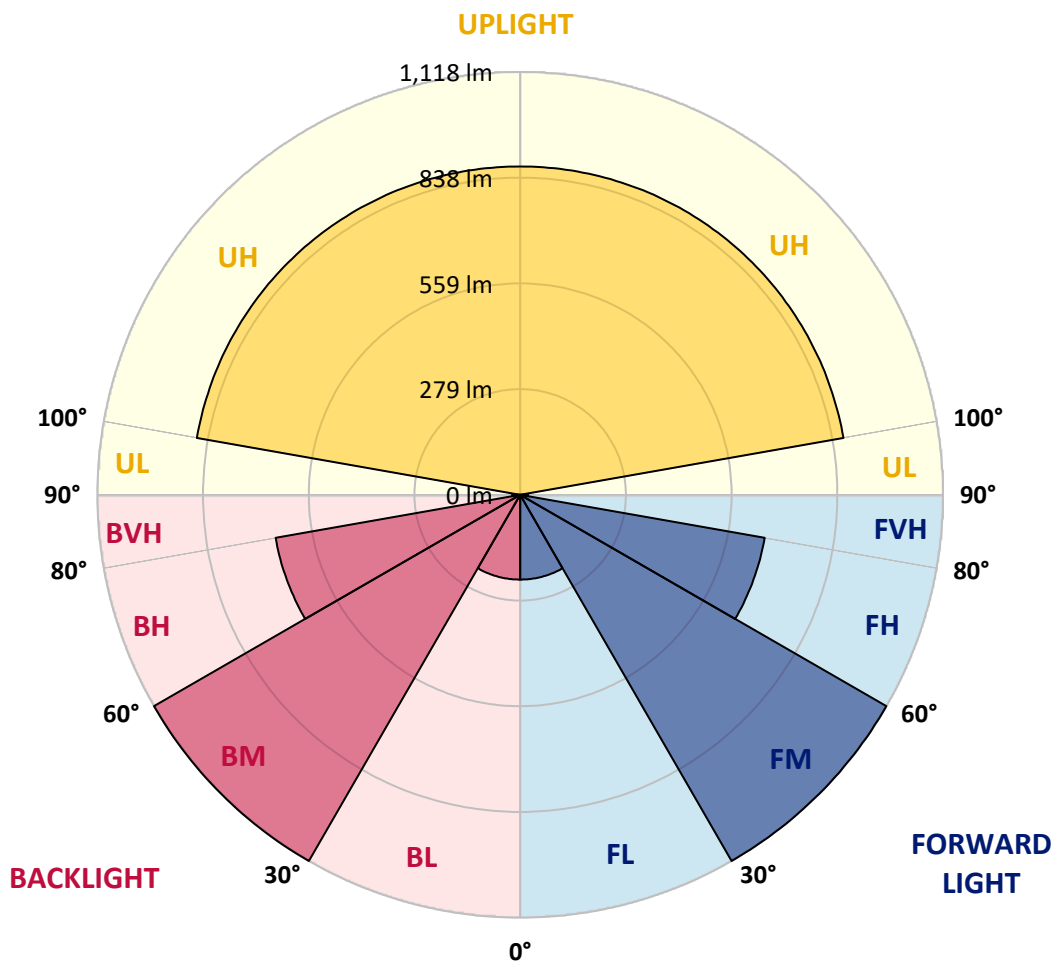
CATALOG NUMBER: ISW-AF-600-LED-E1-RW-7060-ULG

LUMINAIRE CLASSIFICATION SYSTEM LUMEN TABLE AND BUG RATING:

Zone	Lumens	% Fixture	Zone Rating/Lumen Limit		
			B	U	G
FL (0°-30°)	224.1	3.9			
FM (30°-60°)	1117.8	19.4			
FH (60°-80°)	656.3	11.4			G0/660
FVH (80°-90°)	21.0	0.4			G1/100
BL (0°-30°)	224.1	3.9	B1/500		
BM (30°-60°)	1117.8	19.4	B2/2500		
BH (60°-80°)	656.3	11.4	B2/1000		G2/1000
BVH (80°-90°)	21.0	0.4			G1/100
UL (90°-100°)	9.9	0.2		U1/10	
UH (100°-180°)	867.9	15.0		U4/1000	

BUG Rating: B2-U5-G2

Type II Medium





REPORT NUMBER: P227407

CATALOG NUMBER: ISW-AF-600-LED-E1-RW-7060-ULG

CANDELA DISTRIBUTION (FULL):

	0°	5°	15°	25°	35°	37.5°	40°	42.5°	45°	47.5°	50°
0°	463.9	463.9	463.9	463.9	463.9	463.9	463.9	463.9	463.9	463.9	463.9
2.5°	462.1	461.5	461.5	462.1	463.3	463.9	462.7	463.3	463.3	462.7	464.5
5°	463.3	462.7	463.3	464.5	466.2	468.0	467.4	467.4	468.0	466.8	469.8
7.5°	462.1	461.5	462.7	465.6	469.8	472.2	472.2	472.2	473.4	472.8	476.3
10°	456.7	456.1	459.1	464.5	472.2	474.0	475.7	476.3	479.9	479.9	483.5
12.5°	452.0	452.6	456.7	465.1	477.5	478.1	480.5	482.9	487.6	485.2	491.8
15°	453.8	455.0	460.3	470.4	487.0	486.4	488.2	490.6	498.3	493.0	503.7
17.5°	462.7	464.5	470.4	482.3	499.5	496.5	498.9	502.5	512.6	506.0	518.5
20°	476.9	479.3	485.8	498.9	514.9	512.0	514.4	518.5	530.4	523.9	536.3
22.5°	495.9	498.3	505.4	520.3	537.5	534.0	536.3	539.9	553.0	542.9	558.3
25°	521.5	523.9	531.6	547.0	566.6	562.5	563.6	566.0	579.7	567.8	582.7
27.5°	557.1	559.5	566.0	580.9	599.9	596.3	597.5	599.9	614.1	602.3	615.3
30°	602.3	604.6	610.6	625.4	641.5	637.3	639.1	640.9	653.9	642.0	652.7
32.5°	655.7	655.1	664.0	679.5	693.7	686.0	686.0	686.0	698.5	686.6	694.9
35°	718.7	718.7	727.6	742.4	755.5	746.6	742.4	740.0	753.7	738.9	744.8
37.5°	787.6	784.6	798.3	811.9	824.4	813.1	809.5	806.6	816.7	800.0	803.0
40°	860.6	858.2	873.1	888.5	896.8	882.0	879.0	875.5	886.2	870.1	869.5
42.5°	927.1	925.4	944.4	962.2	972.3	953.3	949.1	945.6	957.4	941.4	937.8
45°	983.6	983.0	1004.9	1029.3	1047.1	1026.9	1024.0	1018.0	1029.9	1010.3	1008.5
47.5°	1027.5	1025.1	1051.9	1087.5	1116.0	1095.2	1094.6	1090.5	1102.9	1081.6	1079.2
50°	1057.2	1059.0	1088.1	1129.7	1176.0	1156.4	1158.2	1156.4	1174.8	1153.4	1156.4
52.5°	1062.6	1066.1	1103.5	1158.2	1222.9	1199.2	1212.8	1218.2	1241.3	1222.9	1228.9
55°	999.0	1009.1	1066.1	1161.2	1252.0	1237.2	1254.4	1269.8	1302.5	1287.1	1297.8
57.5°	857.1	877.8	943.8	1081.6	1248.5	1256.8	1291.8	1315.6	1355.4	1341.7	1366.7
60°	662.2	676.5	749.6	910.5	1134.4	1145.7	1209.3	1284.7	1376.2	1395.2	1434.4
62.5°	433.6	441.9	513.2	676.5	937.8	941.4	1020.4	1118.4	1277.0	1318.5	1428.4
65°	215.0	226.3	264.3	389.6	656.9	652.1	738.9	853.5	1059.0	1104.7	1283.5
67.5°	134.2	136.0	143.7	180.6	329.0	292.2	363.5	483.5	732.3	773.3	1000.2
70°	112.8	112.3	110.5	115.8	144.9	117.6	130.1	169.9	340.9	339.1	576.7
72.5°	103.9	102.2	97.4	96.8	101.0	92.7	93.8	96.2	136.6	114.6	222.1
75°	95.6	92.1	86.1	84.3	84.3	77.8	77.8	78.4	88.5	83.2	101.0
77.5°	85.5	81.4	75.4	73.1	70.7	63.6	63.0	63.6	71.3	66.5	75.4
80°	73.6	69.5	65.3	61.8	58.2	51.7	49.9	49.9	56.4	51.7	58.8
82.5°	64.1	58.8	57.6	51.7	46.3	40.4	38.6	35.6	41.6	36.2	44.0
85°	47.5	43.4	54.6	45.7	36.8	32.7	26.1	22.0	26.1	21.4	27.9
87.5°	27.3	25.5	48.1	36.2	32.7	35.0	21.4	15.4	14.8	13.1	15.4
90°	10.3	10.9	14.7	13.3	15.1	11.4	9.3	9.0	10.6	9.4	11.2
92.5°	4.0	4.0	5.0	6.0	6.0	6.0	6.0	6.0	6.0	6.2	6.5
95°	5.0	5.0	6.0	7.0	7.0	7.0	7.0	7.0	7.0	7.0	7.0
97.5°	7.0	7.0	8.0	8.0	9.0	9.0	9.0	9.0	9.0	9.8	10.5
100°	8.0	8.0	9.0	10.0	12.0	14.2	16.5	18.8	21.0	23.0	25.0
102.5°	11.0	11.0	13.0	18.0	27.0	30.2	33.5	36.8	40.0	42.5	45.0
105°	21.0	22.0	27.0	36.0	48.0	51.8	55.5	59.2	63.0	65.2	67.5
107.5°	41.0	42.0	49.0	58.0	73.0	76.8	80.5	84.2	88.0	89.8	91.5
110°	66.0	68.0	74.0	87.0	102.0	105.0	108.0	111.0	114.0	115.5	117.0



REPORT NUMBER: P227407

CATALOG NUMBER: ISW-AF-600-LED-E1-RW-7060-ULG

CANDELA DISTRIBUTION (continued):

	0°	5°	15°	25°	35°	37.5°	40°	42.5°	45°	47.5°	50°
112.5°	99.0	99.0	106.0	121.0	134.0	136.2	138.5	140.8	143.0	144.2	145.5
115°	140.0	139.0	147.0	159.0	168.0	169.5	171.0	172.5	174.0	175.2	176.5
117.5°	184.0	184.0	189.0	197.0	202.0	202.8	203.5	204.2	205.0	206.5	208.0
120°	225.0	223.0	226.0	233.0	237.0	238.5	240.0	241.5	243.0	243.8	244.5
122.5°	263.0	260.0	261.0	267.0	271.0	272.5	274.0	275.5	277.0	277.5	278.0
125°	298.0	294.0	296.0	299.0	305.0	306.2	307.5	308.8	310.0	310.8	311.5
127.5°	330.0	329.0	329.0	333.0	339.0	339.2	339.5	339.8	340.0	341.2	342.5
130°	363.0	361.0	362.0	366.0	370.0	370.5	371.0	371.5	372.0	373.2	374.5
132.5°	396.0	394.0	393.0	401.0	404.0	404.2	404.5	404.8	405.0	406.5	408.0
135°	429.0	426.0	426.0	432.0	435.0	435.5	436.0	436.5	437.0	438.5	440.0
137.5°	460.0	457.0	459.0	460.0	464.0	465.0	466.0	467.0	468.0	469.2	470.5
140°	488.0	485.0	487.0	489.0	491.0	492.5	494.0	495.5	497.0	497.8	498.5
142.5°	518.0	515.0	517.0	518.0	521.0	522.0	523.0	524.0	525.0	525.5	526.0
145°	550.0	546.0	544.0	547.0	550.0	550.2	550.5	550.8	551.0	552.2	553.5
147.5°	575.0	572.0	571.0	574.0	574.0	574.2	574.5	574.8	575.0	576.2	577.5
150°	595.0	592.0	593.0	593.0	593.0	593.0	593.0	593.0	593.0	594.0	595.0
152.5°	611.0	608.0	608.0	609.0	610.0	610.0	610.0	610.0	610.0	610.2	610.5
155°	629.0	625.0	625.0	627.0	630.0	629.5	629.0	628.5	628.0	627.5	627.0
157.5°	646.0	643.0	643.0	644.0	646.0	645.8	645.5	645.2	645.0	644.8	644.5
160°	663.0	660.0	659.0	656.0	655.0	655.0	655.0	655.0	655.0	655.8	656.5
162.5°	673.0	669.0	669.0	665.0	661.0	661.5	662.0	662.5	663.0	664.0	665.0
165°	681.0	678.0	676.0	676.0	673.0	673.0	673.0	673.0	673.0	672.8	672.5
167.5°	690.0	687.0	684.0	686.0	688.0	687.2	686.5	685.8	685.0	683.2	681.5
170°	698.0	695.0	692.0	692.0	693.0	692.5	692.0	691.5	691.0	689.8	688.5
172.5°	699.0	697.0	695.0	693.0	690.0	690.0	690.0	690.0	690.0	689.8	689.5
175°	700.0	698.0	697.0	695.0	691.0	690.8	690.5	690.2	690.0	690.0	690.0
177.5°	707.0	705.0	700.0	699.0	697.0	696.5	696.0	695.5	695.0	694.8	694.5
180°	700.0	700.0	700.0	700.0	700.0	700.0	700.0	700.0	700.0	700.0	700.0



REPORT NUMBER: P227407

CATALOG NUMBER: ISW-AF-600-LED-E1-RW-7060-ULG

CANDELA DISTRIBUTION (continued):

	52.5°	55°	57.5°	60°	62.5°	65°	67.5°	70°	72.5°	75°	77.5°
0°	463.9	463.9	463.9	463.9	463.9	463.9	463.9	463.9	463.9	463.9	463.9
2.5°	462.7	464.5	462.1	464.5	460.3	463.9	460.9	464.5	461.5	464.5	460.9
5°	465.6	470.4	465.1	471.6	463.9	471.6	465.1	472.2	466.2	472.2	465.6
7.5°	470.4	478.7	471.6	479.9	470.4	481.1	472.2	482.3	473.4	482.9	472.8
10°	476.3	487.0	477.5	488.2	476.9	489.4	478.1	491.2	479.3	492.4	479.9
12.5°	481.7	495.3	484.7	498.9	486.4	501.3	488.2	504.8	490.6	507.8	491.8
15°	491.8	509.6	495.9	513.2	498.9	516.1	501.9	520.9	504.8	524.4	507.8
17.5°	504.8	524.4	510.2	527.4	512.0	531.0	515.5	534.5	518.5	538.7	520.3
20°	522.7	542.3	527.4	544.0	529.2	546.4	531.0	548.2	534.5	551.8	535.7
22.5°	542.9	561.3	545.2	561.9	545.2	561.3	546.4	561.9	548.2	564.2	550.0
25°	567.2	584.4	568.4	582.7	566.0	580.3	566.0	580.3	567.8	581.5	570.8
27.5°	601.1	614.1	597.5	610.0	592.2	604.6	589.8	602.3	590.4	602.3	591.6
30°	639.1	651.0	632.0	642.0	622.4	632.0	615.9	626.6	614.1	625.4	617.1
32.5°	680.7	690.2	671.2	679.5	659.3	667.6	650.4	657.5	646.8	653.9	648.6
35°	727.0	736.5	716.9	724.6	704.4	711.5	694.3	697.9	687.2	691.9	687.2
37.5°	782.2	790.5	768.0	775.1	753.1	762.0	741.2	744.8	731.7	734.7	725.2
40°	841.6	850.5	823.8	830.9	803.6	813.7	790.5	792.9	775.1	778.1	763.2
42.5°	905.8	914.1	880.8	886.8	854.7	865.4	838.0	842.8	821.4	824.4	805.4
45°	976.4	981.2	944.4	948.5	909.9	920.6	886.2	895.1	869.5	875.5	853.5
47.5°	1042.4	1051.9	1011.5	1015.0	973.5	980.0	940.2	952.1	924.8	933.7	906.9
50°	1117.8	1124.9	1086.3	1086.9	1046.5	1048.9	1004.4	1016.2	986.5	996.0	967.5
52.5°	1195.0	1199.8	1158.2	1162.3	1122.5	1126.7	1082.2	1086.9	1052.5	1060.8	1032.9
55°	1269.8	1271.0	1236.6	1235.4	1198.0	1205.7	1156.4	1167.1	1126.1	1135.0	1103.5
57.5°	1344.7	1348.8	1316.8	1318.0	1280.5	1285.9	1241.3	1249.1	1210.4	1221.1	1181.9
60°	1423.7	1436.7	1405.3	1409.4	1373.8	1384.5	1330.4	1340.5	1298.4	1315.6	1273.4
62.5°	1474.2	1522.9	1516.9	1523.5	1489.6	1494.9	1439.1	1455.2	1404.7	1417.1	1373.8
65°	1377.9	1497.3	1557.9	1624.4	1626.2	1643.4	1589.4	1595.3	1544.8	1541.9	1490.8
67.5°	1123.1	1270.4	1372.6	1509.2	1604.8	1696.9	1730.1	1738.5	1711.1	1682.0	1624.4
70°	677.7	838.6	988.9	1149.9	1300.7	1466.4	1607.2	1704.6	1789.5	1785.4	1793.7
72.5°	267.9	401.5	501.9	652.7	802.4	985.9	1141.6	1278.8	1424.9	1514.5	1631.0
75°	105.7	139.6	163.3	247.7	318.9	455.6	592.8	667.0	781.6	860.0	940.8
77.5°	76.0	83.2	84.3	98.0	103.3	143.1	167.5	193.0	217.4	232.8	229.9
80°	58.8	63.6	63.6	69.5	68.9	76.6	74.8	82.0	81.4	87.3	83.2
82.5°	44.0	46.9	46.9	51.7	51.7	56.4	55.2	60.0	58.2	62.4	58.2
85°	28.5	31.5	31.5	33.9	32.7	37.4	36.8	40.4	38.6	40.4	37.4
87.5°	16.0	17.8	18.4	20.2	18.4	22.0	21.4	23.2	21.4	23.2	22.0
90°	9.4	10.6	9.9	11.6	10.3	14.3	12.0	14.9	10.8	16.1	11.5
92.5°	6.8	7.0	7.0	7.0	7.0	7.0	6.8	6.5	6.2	6.0	6.0
95°	7.0	7.0	7.2	7.5	7.8	8.0	7.8	7.5	7.2	7.0	7.0
97.5°	11.2	12.0	11.5	11.0	10.5	10.0	9.8	9.5	9.2	9.0	8.8
100°	27.0	29.0	28.2	27.5	26.8	26.0	25.2	24.5	23.8	23.0	22.0
102.5°	47.5	50.0	49.2	48.5	47.8	47.0	45.8	44.5	43.2	42.0	41.2
105°	69.8	72.0	71.5	71.0	70.5	70.0	68.8	67.5	66.2	65.0	64.0
107.5°	93.2	95.0	94.8	94.5	94.2	94.0	93.0	92.0	91.0	90.0	89.2
110°	118.5	120.0	120.2	120.5	120.8	121.0	120.5	120.0	119.5	119.0	118.2



REPORT NUMBER: P227407

CATALOG NUMBER: ISW-AF-600-LED-E1-RW-7060-ULG

CANDELA DISTRIBUTION (continued):

	52.5°	55°	57.5°	60°	62.5°	65°	67.5°	70°	72.5°	75°	77.5°
112.5°	146.8	148.0	148.5	149.0	149.5	150.0	149.8	149.5	149.2	149.0	148.5
115°	177.8	179.0	179.8	180.5	181.2	182.0	181.2	180.5	179.8	179.0	178.5
117.5°	209.5	211.0	212.0	213.0	214.0	215.0	213.8	212.5	211.2	210.0	209.5
120°	245.2	246.0	247.0	248.0	249.0	250.0	248.8	247.5	246.2	245.0	244.5
122.5°	278.5	279.0	280.0	281.0	282.0	283.0	281.8	280.5	279.2	278.0	277.5
125°	312.2	313.0	313.5	314.0	314.5	315.0	313.8	312.5	311.2	310.0	310.0
127.5°	343.8	345.0	345.2	345.5	345.8	346.0	346.0	346.0	346.0	346.0	345.8
130°	375.8	377.0	378.0	379.0	380.0	381.0	381.0	381.0	381.0	381.0	380.5
132.5°	409.5	411.0	412.2	413.5	414.8	416.0	415.5	415.0	414.5	414.0	414.0
135°	441.5	443.0	444.2	445.5	446.8	448.0	447.8	447.5	447.2	447.0	447.8
137.5°	471.8	473.0	473.5	474.0	474.5	475.0	475.2	475.5	475.8	476.0	477.2
140°	499.2	500.0	500.5	501.0	501.5	502.0	502.5	503.0	503.5	504.0	505.2
142.5°	526.5	527.0	528.5	530.0	531.5	533.0	533.0	533.0	533.0	533.0	533.2
145°	554.8	556.0	557.5	559.0	560.5	562.0	561.8	561.5	561.2	561.0	560.2
147.5°	578.8	580.0	581.2	582.5	583.8	585.0	585.2	585.5	585.8	586.0	585.2
150°	596.0	597.0	597.8	598.5	599.2	600.0	600.8	601.5	602.2	603.0	603.8
152.5°	610.8	611.0	611.8	612.5	613.2	614.0	615.0	616.0	617.0	618.0	619.2
155°	626.5	626.0	627.2	628.5	629.8	631.0	632.2	633.5	634.8	636.0	636.5
157.5°	644.2	644.0	645.0	646.0	647.0	648.0	648.5	649.0	649.5	650.0	650.0
160°	657.2	658.0	659.5	661.0	662.5	664.0	663.2	662.5	661.8	661.0	660.8
162.5°	666.0	667.0	668.0	669.0	670.0	671.0	670.8	670.5	670.2	670.0	669.5
165°	672.2	672.0	673.2	674.5	675.8	677.0	677.8	678.5	679.2	680.0	679.5
167.5°	679.8	678.0	679.5	681.0	682.5	684.0	685.0	686.0	687.0	688.0	688.0
170°	687.2	686.0	686.8	687.5	688.2	689.0	690.2	691.5	692.8	694.0	694.5
172.5°	689.2	689.0	689.8	690.5	691.2	692.0	692.5	693.0	693.5	694.0	694.5
175°	690.0	690.0	691.2	692.5	693.8	695.0	695.2	695.5	695.8	696.0	695.5
177.5°	694.2	694.0	695.2	696.5	697.8	699.0	699.5	700.0	700.5	701.0	700.2
180°	700.0	700.0	700.0	700.0	700.0	700.0	700.0	700.0	700.0	700.0	700.0



REPORT NUMBER: P227407

CATALOG NUMBER: ISW-AF-600-LED-E1-RW-7060-ULG

CANDELA DISTRIBUTION (continued):

	80°	82.5°	85°	87.5°	90°
0°	463.9	463.9	463.9	463.9	463.9
2.5°	463.9	462.7	465.1	461.5	464.5
5°	472.2	466.8	473.4	466.8	472.8
7.5°	483.5	474.6	484.1	474.6	484.1
10°	494.2	479.3	494.8	480.5	495.3
12.5°	510.2	492.4	512.6	493.0	512.6
15°	528.0	507.8	530.4	508.4	531.6
17.5°	542.3	522.7	544.6	522.7	545.2
20°	554.1	538.7	557.1	538.7	558.9
22.5°	567.8	556.5	571.4	556.5	574.9
25°	585.6	577.9	589.8	579.1	592.2
27.5°	606.4	601.1	610.6	602.8	612.9
30°	630.8	629.0	633.7	630.2	636.1
32.5°	658.1	662.2	662.2	662.2	664.6
35°	697.9	701.4	701.4	702.6	703.2
37.5°	735.9	741.8	741.2	743.0	743.0
40°	775.7	783.4	783.4	783.4	784.6
42.5°	819.6	828.0	829.1	825.6	828.0
45°	868.9	871.9	874.9	873.1	877.2
47.5°	921.8	924.8	927.1	924.8	931.3
50°	984.2	983.6	990.1	983.6	993.1
52.5°	1049.5	1054.8	1059.0	1052.5	1059.0
55°	1123.1	1121.4	1135.0	1126.1	1135.0
57.5°	1203.9	1203.9	1217.6	1209.3	1219.4
60°	1299.5	1291.8	1310.8	1297.2	1310.8
62.5°	1396.4	1382.7	1404.1	1392.2	1410.0
65°	1508.0	1488.4	1508.6	1493.2	1509.2
67.5°	1620.9	1598.3	1604.8	1597.1	1606.0
70°	1765.8	1762.8	1755.1	1777.7	1758.1
72.5°	1612.5	1647.0	1619.1	1673.1	1636.3
75°	990.7	1054.2	1089.3	1144.5	1135.6
77.5°	234.6	208.5	229.9	206.1	232.2
80°	86.7	79.0	82.6	71.9	80.2
82.5°	59.4	51.7	49.9	39.8	42.8
85°	38.0	30.9	28.5	23.8	26.1
87.5°	22.6	17.2	16.0	13.7	14.3
90°	14.5	9.9	11.8	8.2	11.2
92.5°	6.0	6.0	6.0	6.0	6.0
95°	7.0	7.0	7.0	7.0	7.0
97.5°	8.5	8.2	8.0	8.0	8.0
100°	21.0	20.0	19.0	19.0	19.0
102.5°	40.5	39.8	39.0	38.5	38.0
105°	63.0	62.0	61.0	61.0	61.0
107.5°	88.5	87.8	87.0	86.5	86.0
110°	117.5	116.8	116.0	116.5	117.0



REPORT NUMBER: P227407

CATALOG NUMBER: ISW-AF-600-LED-E1-RW-7060-ULG

CANDELA DISTRIBUTION (continued):

	80°	82.5°	85°	87.5°	90°
112.5°	148.0	147.5	147.0	147.0	147.0
115°	178.0	177.5	177.0	177.5	178.0
117.5°	209.0	208.5	208.0	208.5	209.0
120°	244.0	243.5	243.0	243.0	243.0
122.5°	277.0	276.5	276.0	276.5	277.0
125°	310.0	310.0	310.0	310.0	310.0
127.5°	345.5	345.2	345.0	346.0	347.0
130°	380.0	379.5	379.0	379.5	380.0
132.5°	414.0	414.0	414.0	414.5	415.0
135°	448.5	449.2	450.0	450.5	451.0
137.5°	478.5	479.8	481.0	481.5	482.0
140°	506.5	507.8	509.0	510.0	511.0
142.5°	533.5	533.8	534.0	535.0	536.0
145°	559.5	558.8	558.0	559.0	560.0
147.5°	584.5	583.8	583.0	584.0	585.0
150°	604.5	605.2	606.0	608.0	610.0
152.5°	620.5	621.8	623.0	625.5	628.0
155°	637.0	637.5	638.0	639.5	641.0
157.5°	650.0	650.0	650.0	652.5	655.0
160°	660.5	660.2	660.0	663.0	666.0
162.5°	669.0	668.5	668.0	671.0	674.0
165°	679.0	678.5	678.0	680.0	682.0
167.5°	688.0	688.0	688.0	691.0	694.0
170°	695.0	695.5	696.0	698.5	701.0
172.5°	695.0	695.5	696.0	698.5	701.0
175°	695.0	694.5	694.0	696.5	699.0
177.5°	699.5	698.8	698.0	700.0	702.0
180°	700.0	700.0	700.0	700.0	700.0

(END OF REPORT)